

READ

Dear Parents,

I'm excited to have you try this at home to help encourage your child's love of reading!


You may be familiar with a traditional Reading Log for homework, the kind where you write down the titles of books your child has read and how many minutes they read for, or some other variation. Then you sign it and return it to the teacher.

This is different! This year, I am asking all students going into 5th grade to read the book Wonder by R. J. Palacio, and complete the "Fiction Reading Response Choice Board". It works just like a BINGO board! After reading, your student should pick 3 different activities in a row, column, or diagonal and complete each one. The notecards for the activities are attached.


One complete, your students should cut out and staple the 3 completed activities to the BINGO board to hand in. Please put names on everything!

"We are simply listing habits of lifelong readers and providing a choice. Lifelong readers do not read for prizes, count pages, or write titles of books. Rather, readers who read for pleasure enjoy reading on the go, select a variety of materials, enjoy sharing or comparing thoughts with others, and are always on the hunt for the next thrill" –Ekuwah Moses

♥
Mrs. Tremblay



Happy Reading!



Fiction Reading Response Choice Board

Plot

Describe 3 main events that are important to the story. What is the turning point in your opinion? Use evidence from the text to support your answer.

Postcard Summary

Write a postcard letter to a friend convincing them to read this book. Write a brief summary, and hook the reader with a specific example from the text.

Setting

Using specific evidence from the text, describe in depth the setting of the story where most of the events take place. How would the story change if it took place in your city?

Cause & Effect

Using specific evidence from the text, describe 2 cause-effect relationships from the story.

Vocabulary

Pick 4 vocabulary words that either you don't know the meaning of or are important to understanding the text. Complete a Frayer Model card for each word.

Theme

In your opinion, what is the theme of the story, or message the author is trying to convey. Use 3 pieces of evidence from the text to support your opinion.

Point of View

Who was telling the story? What evidence from the text supports your answer? How would the story have changed if it was told from a different character's point of view?

Character Motive

Describe a problem faced by the main character using specific evidence from the text. What is the character's perspective or motive for his/her actions? How would you have solved the problem if you were in the main character's shoes? Why?

Part Two

The author is writing a sequel to this story and has asked you for suggestions. Write a summary of the plot, characters, and setting for an engaging part two.

Directions: Choose 3 activities to complete by creating a tic-tac-toe and passing through the center. Use the attached templates to answer the questions, cut them out, and glue them into your reading notebooks.

Did you support your answer with evidence from the text?

Dear _____,

Lined writing area for the letter body.

Lined writing area for the letter body.

Setting

Point of View

Who?

I Know Because....

If...

Turning Point

Three vertical columns for notes or analysis under the 'Turning Point' header.

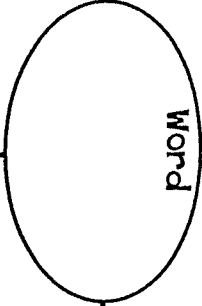
Definition

Picture/symbol

Word

Synonyms

Sentence



Character Motive

Part Two Summary

